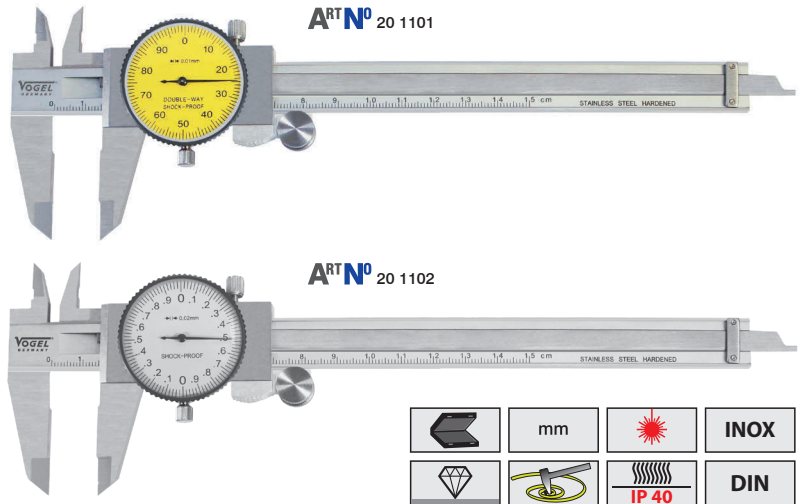
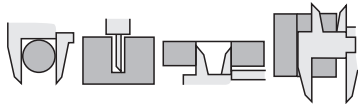


BLUE-LINE® Dial Caliper • IP40
DIN 862

- economic model, shock proof mechanics
- for fast and accurate reading

- stainless steel, hardened
- measuring rail matt chrome finish, laser engraved scale
- jaws finely ground and lapped
- dust proof housing, flat depth gauge
- with thumb roll for fine adjustment
- with fixing screw

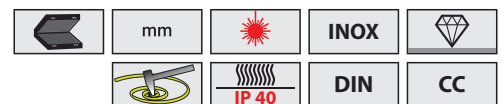

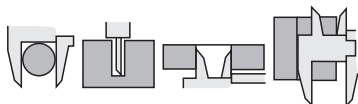


ART NO	mm	mm	mm					ART NO CC
20 1101	150	0.01	1	40	16.5	flat	0.160	20 94001
20 1108	200	0.01	1	48	19.5	flat	0.240	20 94001
20 1109	300	0.01	1	62	22.0	flat	0.320	20 94001
20 1102	150	0.02	2	40	16.5	flat	0.160	20 94001
20 1103	200	0.02	2	48	19.5	flat	0.240	20 94001
20 1104	300	0.02	2	62	22.0	flat	0.320	20 94001

SILVER-LINE® Precision Dial Caliper • IP40
DIN 862

- top model, shock proof mechanics
- for fast and accurate reading

- stainless steel, hardened
- measuring rail matt chrome finish, laser engraved scale
- jaws finely ground and lapped
- dust proof housing, flat depth gauge
- with fixing screw
- incl. calibration certificate



ART NO	mm	mm	mm					CC
20 0130	150	0.01	1	40	16	flat	0.215	inclusive
20 0131	200	0.01	1	50	19	flat	0.250	inclusive
20 0132	300	0.01	1	60	18	flat	0.330	inclusive
20 0140	150	0.02	2	40	16	flat	0.215	inclusive
20 0141	200	0.02	2	50	19	flat	0.250	inclusive
20 0142	300	0.02	2	60	18	flat	0.330	inclusive